

Tiger Combination Chain Block & Trolley CCBT


Corrosion or
spark resistant
versions
available

Smaller minimum curve
ratios may be available –
contact us for details



Main Features

- Range from 0.5t to 35.0t
- Ideal for locations where headroom is limited
- Geared and plain trolley versions available
- Twin bar or single bar trolley options
- Extended beam width available
- Operating temperature of -40°C to +80°C (temperature range of -60°C to +80°C available as an option)
- Can be chained to any height of lift to meet your exact requirements
- Chain carrier available
- Corrosion or Spark Resistant versions available
- Powder coated universal wheels suit both tapered and flat flange beams
- Optional beam locking device



1t
combination
unit

Universal wheels



These units meet and exceed all the requirements within BS EN 13157: 2004+A1:2009 and AS1418.2.

Certification:

Each unit comes fully certified with a test certificate or an EC Declaration of Conformity stating compliance with the essential health and safety requirements of the Machinery Directive 2006/42/EC.

Corrosion Resistant Units

Critical components, including the hand chain and the pinion gear for chain blocks and geared trolleys, are protected by our unique corrosion protection finish giving unprecedented long-term reliability. Stainless steel fittings are used throughout. These ensure the initial capital outlay of purchasing a Tiger corrosion resistant combination unit is protected by allowing the statutory inspections and re-certifications to be easier and also help with the overall aesthetics of the trolley being maintained in an “as new” condition. Our corrosion resistant units are finished in our high quality powder coat paint offering excellent additional corrosion protection and a high degree of impact protection.

Spark Resistant Units

In many areas of industry, plants are operated with potentially explosive atmospheres. Due to the very high risk to personal and other assets, extremely strict guidelines and technical requirements are in place in explosive zones. Tiger Spark Resistant products are manufactured in accordance with ATEX Directive 2014/34/EU and the Machinery Directive 2006/42/EC. Our products are lightweight and durable with a proven track record.



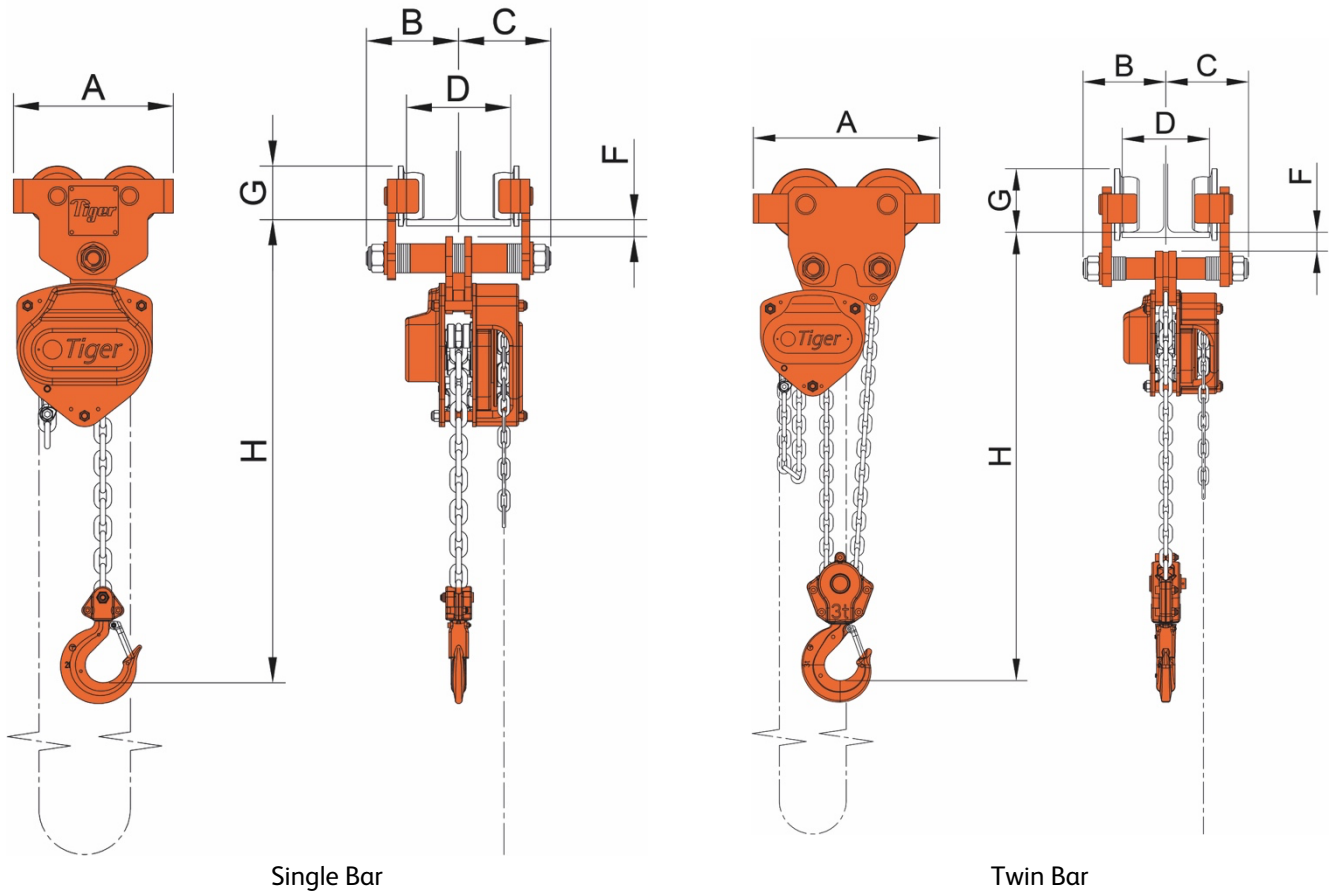
Please see individual technical sheets for TCB/SS20 chain blocks, TP/TG trolleys and spark resistant products on our website for more details.

Our innovation, your safety

Technical Data - Plain Trolley Combination Units

	Product Code	Capacity (tonne)	D - Track width				Dimensions (mm)						Min. curve radius (m)	Net Weight (kg) @ std HOL
			Range 1 (mm)	Range 2 (mm)	Range 3 (mm)	Minimum Range 1 & Range 2 with optional locking device (mm)	A	B	C	H	F	G		
Single Bar Trolleys	CCBTPS-0050	0.5	80-128	80-203	158-310	90	195	106	106	310	20	64	0.8	16.0
	CCBTPS-0100	1.0	80-128	80-203	160-310	90	213	113	113	340	20	71	1.0	19.5
	CCBTPS-0200	2.0	112-154	112-230	218-310	125	236	136	136	420	25	80	1.3	33.0
	CCBTPS-0300	3.0	111-153	111-230	217-310	111	275	146	146	504	25	97	1.5	48.5
Twin Bar Trolleys	CCBTPT-030T	3.0	105-153	105-230	207-310	-	320	142	142	460	30	110	1.5	45.5
	CCBTPT-0500	5.0	126-194	126-310	-	-	352	167	166	545	28	131	1.5	69.0
	CCBTPT-0600	6.0	126-194	-	-	-	352	167	166	587	28	131	2.0	86.0
	CCBTPT-1000	10.0	125-320	-	-	230	394	243	243	660	40	117	1.5	137.0
	CCBTPT-1500	15.0	150-320	-	-	150	509	276	276	827	42	182	2.7	274.0

Standard height of lift (HOL) of chain block - 3m. We can change this to suit your requirements.
0.5t-2t twin bar available as special orders – minimum order 100 each size.



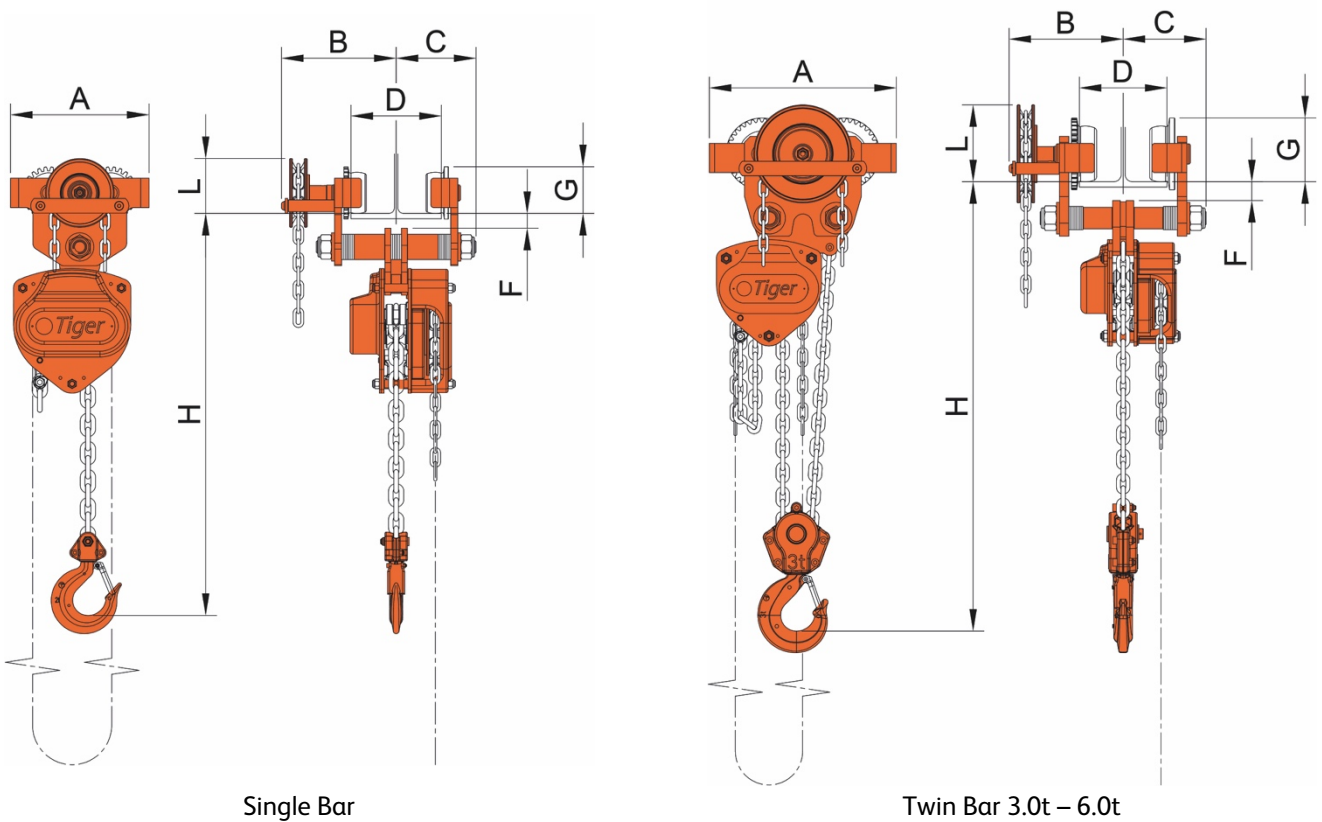
Technical Data - Geared Trolley Combination Units

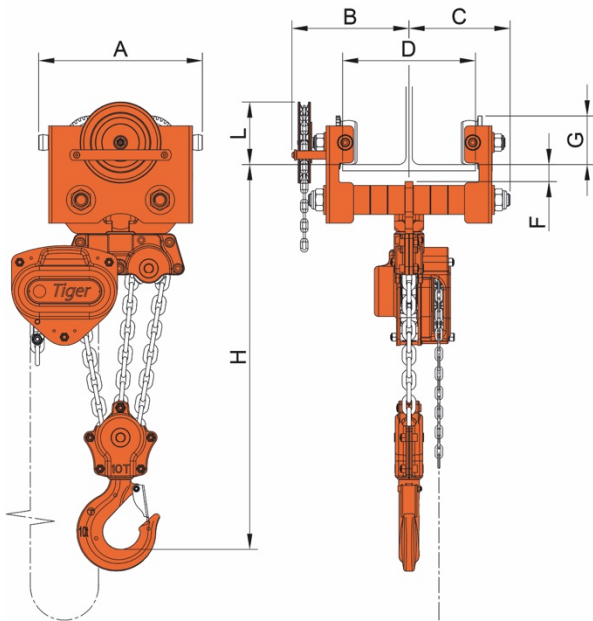
	Product Code	Capacity (tonne)	D - Track width				Dimensions (mm)							Min. curve radius (m)	Net Weight (kg) @ std HOL
			Range 1 (mm)	Range 2 (mm)	Range 3 (mm)	Minimum Range 1 & Range 2 with optional locking device (mm)	A	B	C	H	F	G	L		
Single Bar Trolleys	CCBTGS-0050	0.5	80-128	80-203	158-310	90	195	180	106	310	20	64	79	0.8	20.0
	CCBTGS-0100	1.0	80-128	80-203	160-310	90	213	180	113	340	20	71	82	1.0	23.5
	CCBTGS-0200	2.0	112-154	112-230	218-310	125	236	195	136	420	25	80	94	1.3	37.5
	CCBTGS-0300	3.0	111-153	111-230	217-310	111	275	198	146	504	25	97	126	1.5	53.5
Twin Bar Trolleys	CCBTGT-030T	3.0	105-153	105-230	207-310	-	320	194	142	460	30	110	132	1.5	58.5
	CCBTGT-0500	5.0	126-194	126-305	-	-	352	218	166	545	28	131	143	1.5	74.5
	CCBTGT-0600	6.0	126-194	-	-	-	352	218	166	587	28	131	143	2.0	93.0
	CCBTGT-1000	10.0	125-320	-	-	230	394	282	243	660	40	117	119	1.5	144.0
	CCBTGT-1500	15.0	150-320	-	-	150	509	342	276	827	42	182	174	2.7	290.0
	CCBTGT-2000	20.0	125-320	-	-	190	754	284	243	950	40	117	119	6.0	321.0
	CCBTGT-3000	30.0	150-320	-	-	155	1009	339	270	1145	42	182	174	6.0	621.0
	CCBTGT-3500	35.0	150-320	-	-	165	1009	335	274	1145	32	182	174	6.0	651.0

Standard geared trolley hand chain length - 2.5m. We can change the length to suit your requirements.

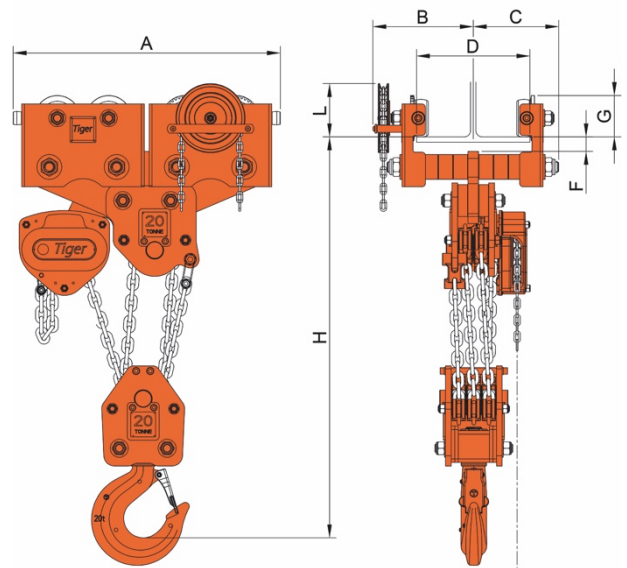
Standard height of lift (HOL) of chain block - 3m. We can change this to suit your requirements.

0.5t-2t twin bar available as special orders – minimum order 100 each size.

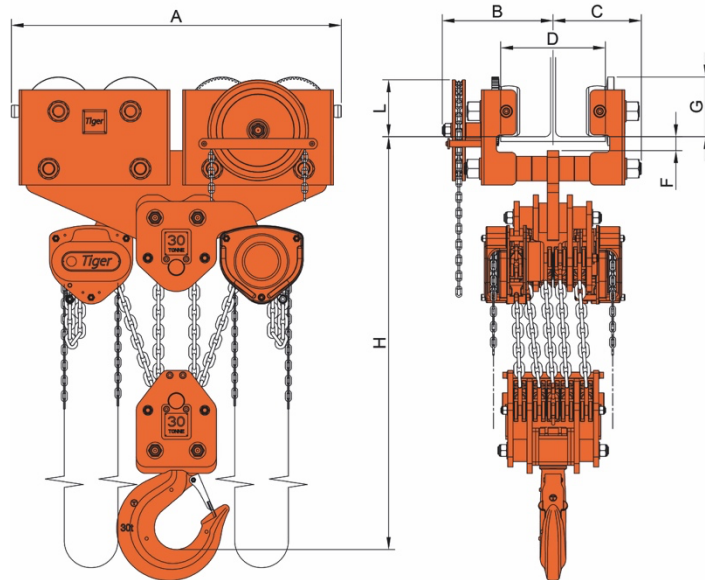




Twin Bar 10.0t – 15.0t



Twin Bar 20.0t



Twin Bar Trolley 30.0t/35.0t

Due to our policy of continual product development, dimensions, weights and specifications may change without prior notice. Please check with your Tiger sales team when ordering.

Bespoke designs available on request – contact info@tigerlifting.com for more information.